

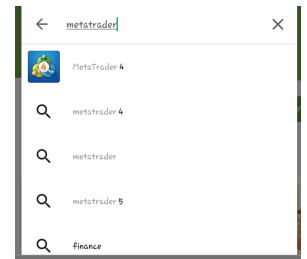

GETTING STARTED

MT4 ON APPLE



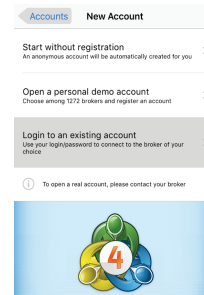
01

DOWNLOAD
"METATRADER 4"
ON APP STORE



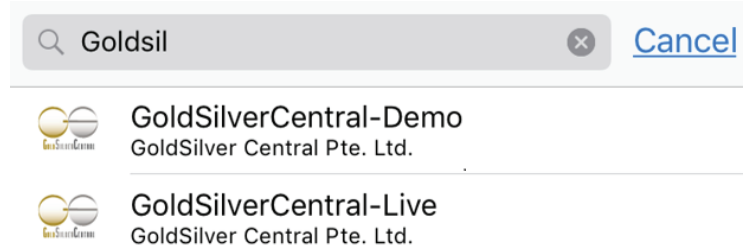
02

LAUNCH
METATRADER 4
ON YOUR IPHONE
DEVICE




03

SEARCH
"GOLDSILVER
CENTRAL"
SERVER



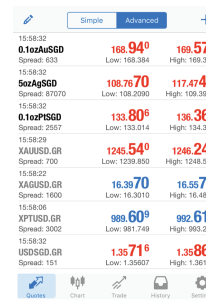
04

ENTER
LOGIN
DETAILS



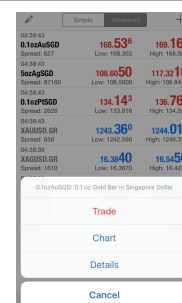
05

HIT ADVANCED
TO REVEAL
SPREAD



06

TOUCH ON
CONTRACT
TO TRADE



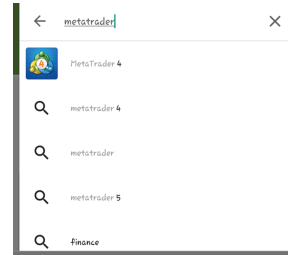
GETTING STARTED

MT4 ON ANDRIOD



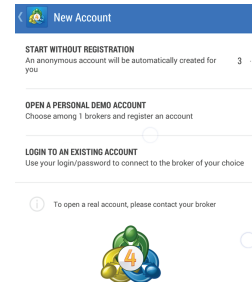
01

DOWNLOAD
"METATRADER 4"
ON PLAY STORE



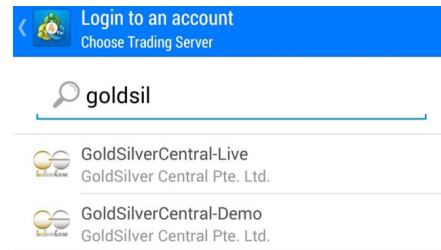
02

LAUNCH
METATRADER 4
ON YOUR
DEVICE



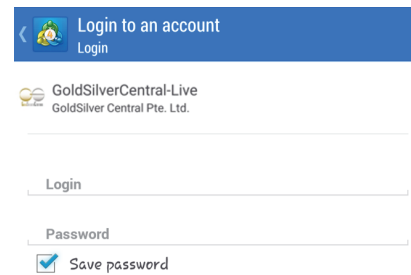
03

SEARCH
"GOLDSILVER
CENTRAL"
SERVER



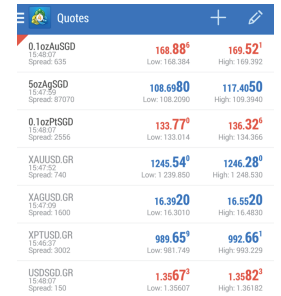
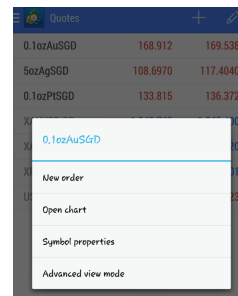
04

ENTER
LOGIN
DETAILS



05

TOUCH & HOLD FOR 2-3
SECONDS ON THE CONTRACT
TYPE AND HIT 'ADVANCED
VIEW MODE' TO REVEAL
SPREAD DETAILS



06

TOUCH ON
CONTRACT
TO TRADE

